EFFICIENT

PRIVATE CLIENTS

EFPC Global Model Portfolio

Fact Sheet

Portfolio Date: 2026/10/31

Risk Profile

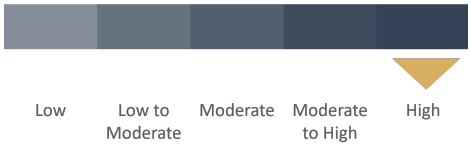

General Information

Launch Date	February 2016
Reporting Currency	USD
Minimum Investment	$100 000
Investment Time Horizon	10 years +
Investment Consultant	Fairtree Asset Management
Annual Management Fee	1% ex VAT
Benchmark	EAA Fund USD Global Large Cap Blend Equity

Investment Committee



Cornelius Zeeman, CA, CFA (Fairtree Asset Management)

Jacques Haasbroek, CA,CFA (Fairtree Asset Management)



Dawie Roodt



Diaan Janse Van Rensburg, CFA



Christiaan Van Wyk, CFA



Eben Louw, CFA, CIPM

Investment Objectives and Strategy

The EFPC Global Model Portfolio (GMP) is a well-diversified global equity portfolio. The main purpose of the GMP is to find favourable long-term investment opportunities. Typically, the GMP invests in between 18 and 26 shares. Although the GMP focuses on owning shares listed in developed markets, many companies have emerging market revenue streams.

Investor Profile

The EFPC Global Model Portfolio is suitable for investors seeking actively-managed, strategically-diversified, global exposure to equities across developed markets. The EFPC Global Model Portfolio has exposure to international equities and is exposed to various risks, these include, but are not limited to: currency risk, market volatility, as well as economic and political risks.

Investment Growth

Time Period: 2016/02/01 to 2026/10/31

Currency: US Dollar

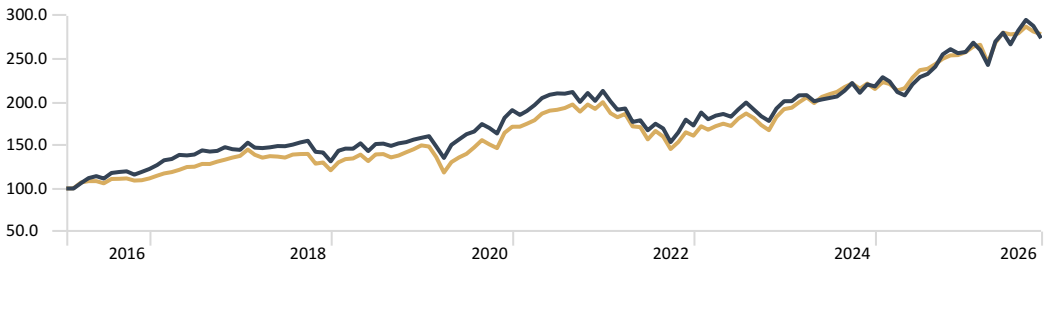

Trailing Returns

As of Date: 2026/10/31

	Return
YTD	6.15
1 Month	-4.93
3 Months	-3.14
6 Months	1.40
1 Year	4.84
3 Years	15.42
5 Years	5.41
Since Inception	9.83

Top 10 Holdings

Portfolio Date: 2026/10/31

	Portfolio Weighting %
Microsoft Corp	6.99
Taiwan Semiconductor Manufacturing Co L	6.00
Meta Platforms Inc Class A	5.99
Amazon.com Inc	5.82
NVIDIA Corp	4.76
Alphabet Inc Class C	4.67
Visa Inc Class A	4.50
MSCI Inc	4.12
Adyen NV	3.94
Tencent Holdings Ltd ADR	3.89

Asset Allocation

Portfolio Date: 2026/10/31

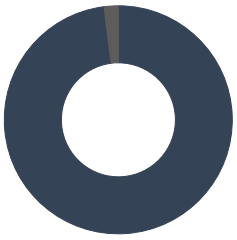

	%
Stock	98.0
Cash	2.0
Total	**100.0**

Equity Sectors (Morningstar)

Portfolio Date: 2026/10/31



	%
Technology	45.4
Financial Services	19.5
Communication Services	17.1
Consumer Cyclical	14.8
Consumer Defensive	3.2
Basic Materials	0.0
Total	**100.0**

Monthly Returns - EFPC Global Model Portfolio

Currency: US Dollar

	Jan	Feb	Mar	Apr	May	Jun	Jul	Aug	Sep	Oct	Nov	Dec	Year
2026	4.17	-3.17	-6.66	11.20	3.74	-4.78	5.97	4.39	-2.40	-4.93			6.15
2025	4.90	-2.17	-5.45	-1.83	6.13	3.82	1.60	3.60	5.93	2.35	-1.76	0.54	18.30
2024	0.03	3.35	0.10	-3.37	1.01	0.82	0.88	3.31	4.10	-5.11	4.62	-1.06	8.52
2023	8.68	-4.13	2.32	1.03	-1.68	4.66	4.11	-4.07	-4.06	-2.96	8.03	4.43	16.26
2022	-5.74	-4.78	0.75	-8.08	1.08	-6.47	4.52	-3.14	-9.29	7.32	8.91	-3.75	-18.81
2021	-2.89	2.45	3.62	4.14	1.85	0.77	-0.14	0.92	-5.43	5.17	-4.32	5.73	11.69

Disclaimer: Efficient Private Clients (Pty) Ltd (EFPC) takes care to provide current and accurate information at the date of formulating this document, but accepts no liability for errors, omissions or any subsequent changes. The information contained in this commentary has been prepared without consideration of the investment objectives, financial situation or needs of any recipient. This document does not constitute a binding agreement between the recipient and EFPC. The document is intended for information purposes only and none of the information contained herein constitutes investment advice or a recommendation, solicitation or offer by EFPC to buy or sell any financial product. Past performance references to historical data, assumptions, targets, benchmarks or examples are as indicators or illustrations only and are not fixed or guaranteed. Similarly, forecasts contained in this commentary involve risks and uncertainties which may result in future outcomes and results that may differ materially from such forecasts. You are accordingly cautioned not to place undue reliance on any historical data, general information or forecasts used in this commentary. EFPC accepts no liability whatsoever for any loss, damage (direct or consequential) or expense suffered by a recipient because of undue reliance placed on any information contained in this commentary. The company, directors and staff may from time to time have interests in shares not mentioned in this commentary. The portfolio's performance numbers are based on a master portfolio tracked in the Morningstar Direct system. Due to differences in costs across stockbrokers and portfolios, these performance numbers are gross of fees. EFPC is an authorised Financial Services Provider (FSP:47481)

Source: Morningstar Direct